

Bleche, Profile, Rohre Sheet, plate, tube, long products

129



Heat resistant
steels

Hitzebeständige
Stähle

Bleche, Profile, Rohre

Sheet, plate, tube, long products

EN 10095	(SEW 470-72)	Hitzebeständig, kalt- bzw. warmgewalzt Heat resistant steel, cold / hot rolled
EN ISO 9445, EN 10029, EN 10051	(EN 10259 / DIN 1541)	Toleranzen / Tolerances

Bleche / Sheets

Verfahren 1 C (Ic)
warmgewalzt, wärmebehandelt,
nicht entzündert

Verfahren 2 C (III s)
kaltgewalzt, wärmebehandelt,
nicht entzündert

Verfahren 2 B (III c)
wärmebehandelt, gebeizt,
leicht nachgewalzt

finish 1 C (Ic)
hot rolled, heat treated,
not descaled

finish 2 C (III s)
cold rolled, heat treated,
not descaled

finish 2 B (III c)
cold rolled, heat treated,
pickled, lightly rerolled

Abmessung Dimension mm	Gewicht / Tafel Weight / Sheet kg	W.-Nr. Grade 1.4713	W.-Nr. Grade 1.4742	W.-Nr. Grade 1.4762	W.-Nr. Grade 1.4828	W.-Nr. Grade 1.4841	W.-Nr. Grade 1.4878
0,8 x 1000 x 2000	12,8						●
1,0 x 1000 x 2000	16,0				●	●	●
1250 x 2500	25,0				●		●
1,5 x 1000 x 2000	24,0				●	●	●
1250 x 2500	37,5				●	●	●
1500 x 3000	54,0	●			●	●	●
2,0 x 1000 x 2000	32,0				●	●	●
1250 x 2500	50,0				●	●	●
1500 x 3000	72,0	●			●	●	●
3,0 x 1000 x 2000	48,0	●	●	●	●	●	●
1250 x 2500	75,0	●	●	●	●	●	●
1500 x 3000	108,0	●	●	●	●	●	●
2000 x 6000	288,0				●		●
4,0 x 1000 x 2000	64,0	●	●	●	●	●	●
1250 x 2500	100,0	●	●	●	●	●	●
1500 x 3000	144,0	●	●	●	●	●	●
2000 x 6000	384,0				●		●
5,0 x 1000 x 2000	80,0	●	●	●	●	●	●
1250 x 2500	125,0	●	●	●	●	●	●
1500 x 3000	180,0	●	●	●	●	●	●
2000 x 6000	480,0				●		●
6,0 x 1000 x 2000	96,0	●	●	●	●	●	●
1250 x 2500	150,0	●	●	●	●	●	●
1500 x 3000	216,0	●	●	●	●	●	●
2000 x 6000	576,0				●		●
8,0 x 1000 x 2000	128,0	●	●	●	●	●	●
1250 x 2500	200,0	●	●	●	●	●	●
1500 x 3000	288,0	●	●	●	●	●	●
2000 x 6000	768,0	●			●	●	●
10,0 x 1000 x 2000	160,0	●	●	●	●	●	●
1250 x 2500	250,0	●	●	●	●	●	●
1500 x 3000	360,0	●	●	●	●	●	●
2000 x 6000	960,0	●			●	●	●
12,0 x 1000 x 2000	192,0	●	●	●	●	●	●
1250 x 2500	300,0						●
1500 x 3000	432,0	●	●	●	●	●	●
2000 x 6000	1152,0						●
15,0 x 1000 x 2000	240,0	●	●	●	●	●	●
1250 x 2500	375,0			●	●		●
1500 x 3000	540,0	●	●	●	●	●	●
2000 x 6000	1440,0	●			●	●	●
20,0 x 1000 x 2000	320,0	●	●	●	●	●	●
2000 x 6000	1920,0	●			●	●	●
25,0 x 2000 x 4000	1600,0	●					
2000 x 6000	2400,0				●	●	●
30,0 x 2000 x 4000	1920,0	●					
2000 x 6000	2880,0				●	●	●

Bleche, Profile, Rohre Sheet, plate, tube, long products

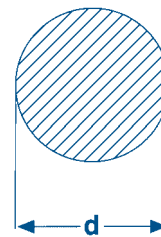
EN 10095	(SEW 470)	Technische Lieferbedingungen / Technical terms of delivery
EN 10278	(DIN 671)	Toleranzen / Tolerances
EN 10060	(DIN 1013 bzw. / or DIN 7527 Blatt / page 6)	Toleranzen / Tolerances Bearbeitungszugaben / Allowance for machining

Rundstahl / Round bars

Abmessung Dimension (d) mm	Gewicht Weight kg/m	W.-Nr. Grade 1.4828 ¹⁾	W.-Nr. Grade 1.4841 ²⁾
5	0,154		●
6	0,222	●	●
8	0,395	●	●
10	0,617	●	●
12	0,888	●	●
14	1,208		●
15	1,387	●	●
16	1,578	●	●
18	1,998	●	●
20	2,466	●	●
22	2,984		●
24	3,551		
25	3,853	●	●
28	4,834	●	
30	5,549	●	●
35	7,550	●	●
40	9,865	●	●
45	12,480	●	●
50	15,410	●	●
55	18,650	●	
60	22,200	●	●
65	26,050		●
70	30,210	●	●
75	34,680		●
80	39,460	●	●
85	44,550	●	
90	49,940	●	●
100	61,650	●	●

**hitzebeständig, gewalzt
bzw. geschmiedet, gegläht (h9)**
Herstellungslängen
2000–5000 mm

**heat resistant, rolled / forged,
annealed (h9)**
manufacturing lengths
2000–5000 mm



1) Abmessungen von 6 mm bis einschließlich 22 mm in blanker Ausführung.

Diameters 6 to 22 mm
(incl.) in bright finish

2) Abmessungen von 5 mm bis einschließlich 22 mm in blanker Ausführung.

Diameters 5 to 22 mm
(incl.) in bright finish

Bleche, Profile, Rohre

Sheet, plate, tube, long products

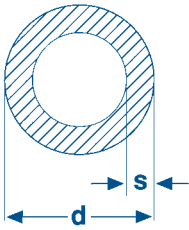
ASTM-A268
EN 10204 / 3.1

Technische Lieferbedingungen / Technical terms of delivery
Abnahmeprüfzeugnis / Inspection certificate

Nahtlose hitzebeständige Rohre / Seamless heat resistant tubes

**kalt- bzw. warmgefertigt,
geglüht, nicht entzundert**
Herstellungslängen
2000–7000 mm

**cold and hot finished,
annealed, not descaled**
manufacturing lengths
2000–7000 mm



Abmessung Dimension (d x s) mm	Gewicht Weight kg / m	W.-Nr. Grade 1.4749
20,0 x 2,0	0,901	●
21,3 x 2,6	1,217	●
22,0 x 2,0	1,002	●
25,0 x 2,0	1,152	●
26,0 x 4,0	2,204	●
26,9 x 2,6	1,582	●
28,0 x 2,9	1,823	●
30,0 x 2,6	1,784	●
5,0	3,130	●
33,7 x 3,2	2,444	●
4,0	2,975	●
42,4 x 3,2	3,141	●
48,3 x 3,2	3,614	●
57,0 x 2,9	3,929	●
60,3 x 3,6	5,111	●
5,0	6,924	●
76,1 x 3,6	6,535	●
4,0	7,222	●
88,9 x 4,0	8,504	●
4,5	8,510	●
108,00 x 6,3	16,043	●

Bleche, Profile, Rohre Sheet, plate, tube, long products

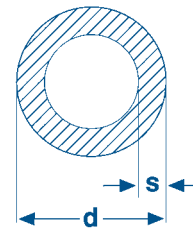
EN 10095 (SEW 470) Technische Lieferbedingungen / Technical terms of delivery
EN 10204 / 3.1 Abnahmeprüfzeugnis / Inspection certificate

Nahtlose hitzebeständige Rohre / Seamless heat resistant tubes

Abmessung Dimension (d x s) mm	Gewicht Weight kg / m	W.-Nr. Grade 1.4841
6,0 x 1,0	0,125	●
8,0 x 1,0	0,175	●
1,5	0,244	●
10,0 x 1,0	0,225	●
2,0	0,401	●
2,6	0,482	●
11,0 x 2,6	0,544	●
12,0 x 1,5	0,394	●
2,0	0,501	●
2,9	0,661	●
13,5 x 2,6	0,710	●
14,0 x 1,5	0,470	●
2,0	0,601	●
15,0 x 1,5	0,507	●
2,0	0,651	●
16,0 x 2,0	0,701	●
17,2 x 2,3	0,874	●
20,0 x 2,0	0,901	●
21,3 x 2,6	1,217	●
22,0 x 2,0	1,002	●
25,0 x 2,0	1,152	●
26,9 x 2,6	1,582	●
30,0 x 4,0	2,604	●
33,7 x 2,0	1,588	●
3,2	2,444	●
42,4 x 3,2	3,141	●
48,3 x 3,2	3,614	●
60,3 x 3,6	5,111	●
76,1 x 3,6	6,535	●
88,9 x 4,0	8,504	●

kalt- bzw. warmgefertigt,
geglüht, nicht entzündert
Herstellungslängen
2000–7000 mm

cold and hot finished,
annealed, not descaled
manufacturing lengths
2000–7000 mm



Bleche, Profile, Rohre

Sheet, plate, tube, long products

EN 10217-7 (SEW 470)
EN 10204 / 3.1

Technische Lieferbedingungen / Technical terms of delivery
Abnahmeprüfzeugnis / Inspection certificate

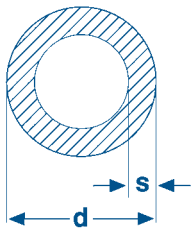
Geschweißte hitzebeständige Rohre / Welded heat resistant tubes

**längsnahtgeschweißt,
ungeglüht**

Ausführungsart W0,
Herstellungslängen
ca. 6000 mm

**longitudinally welded,
not annealed**

Type of condition W0,
manufacturing lengths approx.
6000 mm



Abmessung Dimension (d x s) mm	Gewicht Weight kg / m	W.-Nr. Grade 1.4828
12,0 x 1,5	0,394	●
15,0 x 1,5	0,507	●
20,0 x 2,0	0,901	●
21,3 x 2,0	0,967	●
2,5	1,177	●
26,9 x 2,0	1,247	●
2,5	1,527	●
30,0 x 2,0	1,402	●
33,7 x 2,0	1,588	●
2,5	1,953	●
40,0 x 2,0	1,903	●
42,4 x 2,0	2,023	●
2,5	2,498	●
3,0	2,960	●
44,5 x 2,5	2,629	●
48,3 x 2,0	2,319	●
2,5	2,867	●
3,0	3,403	●
60,3 x 2,0	2,920	●
2,5	3,618	●
3,0	4,304	●
76,1 x 2,0	3,711	●
2,5	4,607	●
3,0	5,491	●
88,9 x 2,0	4,352	●
3,0	6,453	●
114,3 x 3,0	8,361	●
139,7 x 3,0	10,269	●
168,3 x 3,0	12,417	●